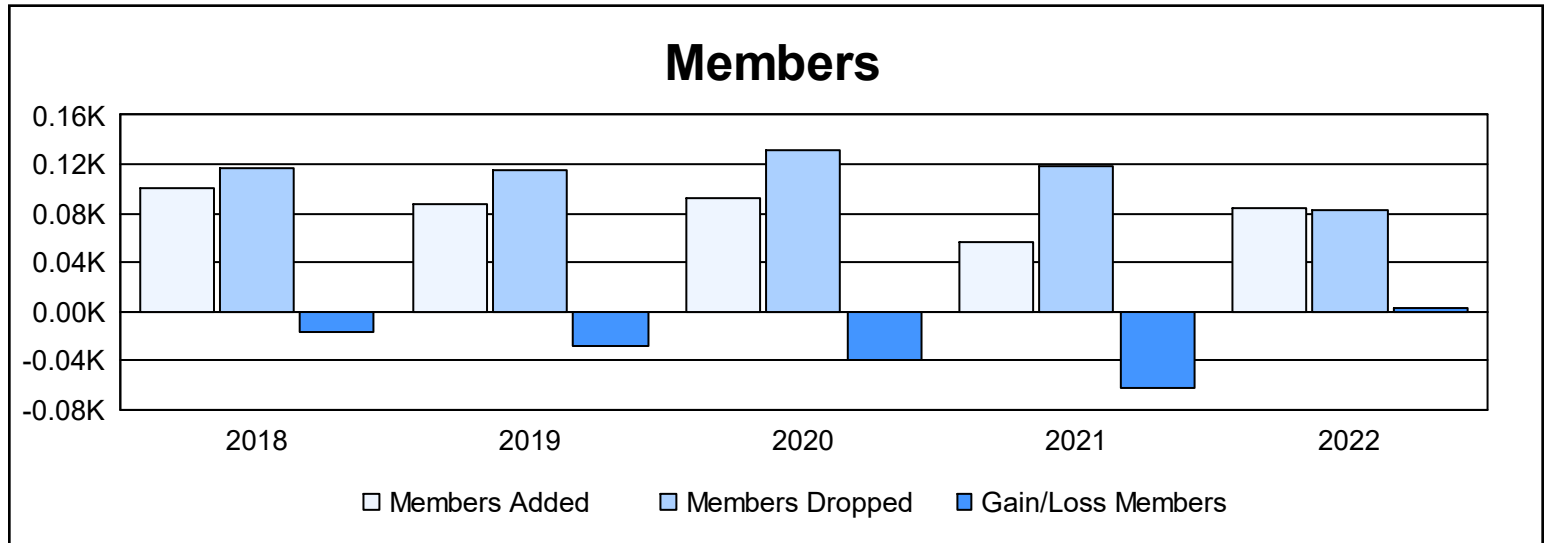
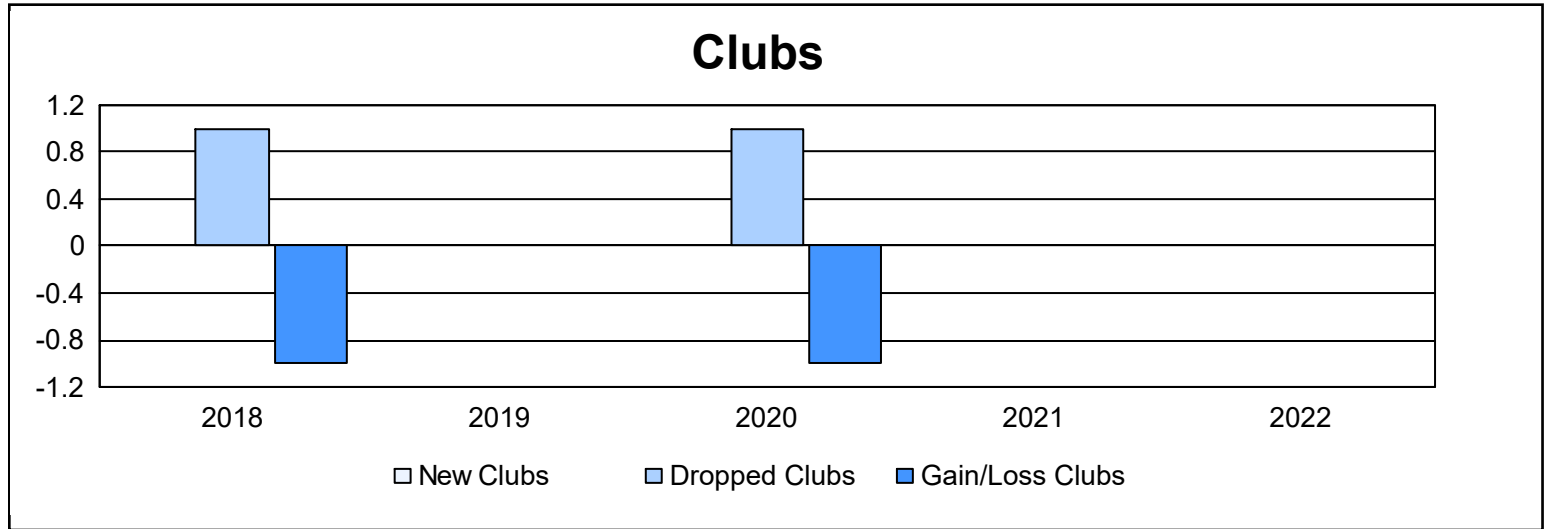
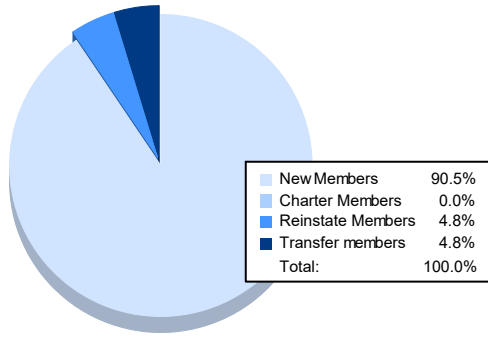


| Year | New Clubs | Dropped Clubs | Gain/ Loss Clubs | New Members | Charter Members | Reinstate Members | Transfer Members | Total Member Added | Total Members Dropped | Gain/ Loss Members |
|----------------|-----------|---------------|------------------|-------------|-----------------|-------------------|------------------|--------------------|-----------------------|--------------------|
| 2017-2018 | 0 | 1 | -1 | 87 | 0 | 6 | 8 | 101 | 117 | -16 |
| 2018-2019 | 0 | 0 | 0 | 72 | 0 | 10 | 5 | 87 | 115 | -28 |
| 2019-2020 | 0 | 1 | -1 | 80 | 0 | 8 | 5 | 93 | 132 | -39 |
| 2020-2021 | 0 | 0 | 0 | 50 | 0 | 4 | 2 | 56 | 119 | -63 |
| 2021-2022 | 0 | 0 | 0 | 76 | 0 | 4 | 4 | 84 | 82 | 2 |
| Average | 0 | 0 | 0 | 73 | 0 | 6 | 5 | 84 | 113 | -29 |



Membership Composition June 2022 Cumulative



Gender Composition June 2022 Cumulative

